

Health of Asian Americans, Native Hawaiian and Pacific Islanders in Health Centers Located in or Accessible to Public Housing

In 2016, a total of 1,367 Health Center Program organizations served nearly 26 million patients across the United States and its territories.¹ Health centers deliver high quality, cost-effective, primary and preventive care to medically underserved and vulnerable populations. Within the health center program, the Public Housing Primary Care (PHPC) designation supports health centers that receive Section 330i funding from the Health Resources and Services Administration (HRSA) to serve residents of public housing. There are 105 designated PHPCs nationwide and an additional 237 health centers that report administering sites located in or accessible (IOA) to public housing.

Little is known about Asian Americans, Native Hawaiians and Pacific Islanders (AA&NHPIs) receiving care through the PHPC or IOA (in or accessible) organizations. Asian Americans, Native Hawaiians and Pacific Islanders are among the fastest growing racial/ethnic groups in the US, projected to triple in size between 2005 and 2050². This fact sheet examines the current demographics and utilization of services at AA&NHPI-serving public housing health centers and highlights the differences between these health centers and the national average of all health centers in the United States. AA&NHPI-serving public housing health centers are *organizations comprised of one or more health centers that is located in or accessible to public housing and serve 5% or more Asian Americans, Native Hawaiians and Pacific Islanders*.

PATIENT DEMOGRAPHICS

Within the cohort of 342 PHPCs and IOA health centers, 49 serve 5% or more Asian Americans, Native Hawaiians and Pacific Islanders. The total number of patients served by 49 AA&NHPI-serving public housing health centers were about 1.75 million. The figure below shows the spread of these centers across the US and freely associated states and territories.

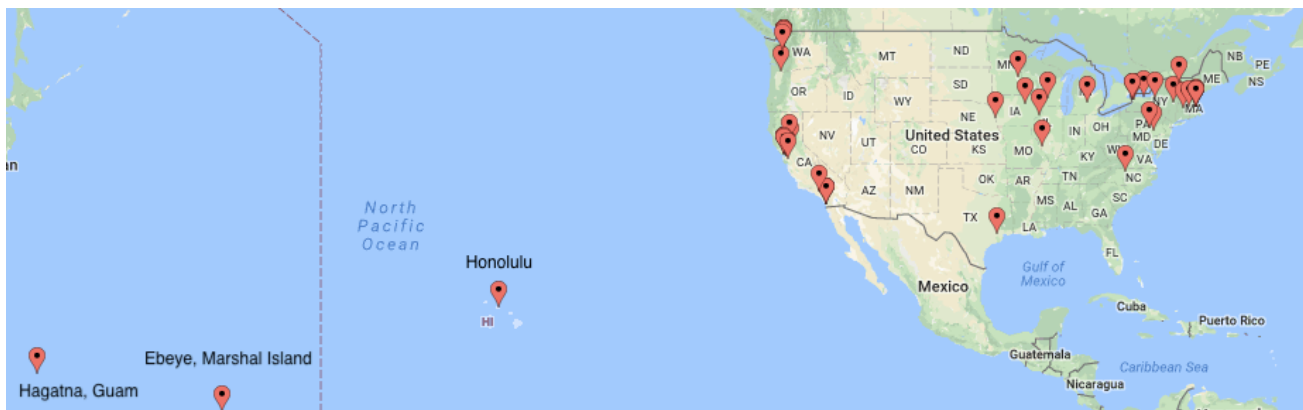
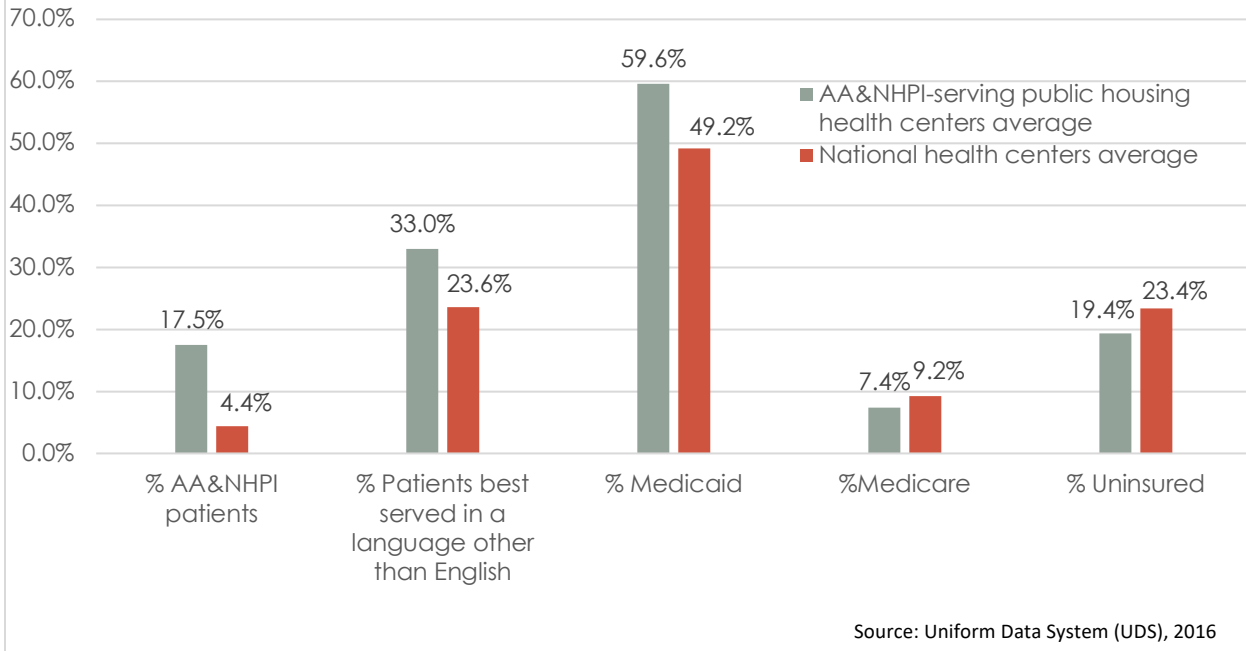


Figure 1. Locations of AA&NHPI-serving public housing health centers

¹ HRSA, 2016 Health Center Data, <http://bphc.hrsa.gov/uds/datacenter.aspx?q=tall&year=2016&state=> (accessed April, 2018).

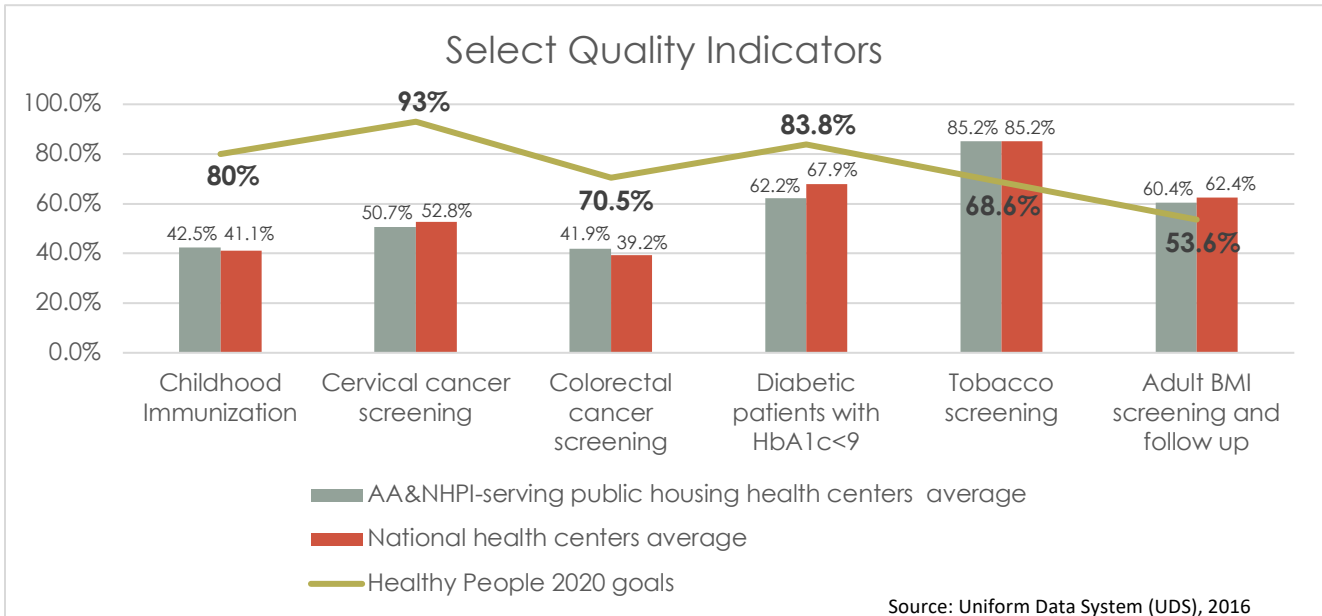
² <http://www.pewhispanic.org/2008/02/11/us-population-projections-2005-2050/> (accessed May, 2015).

Select Patient Demographics



QUALITY OF CARE

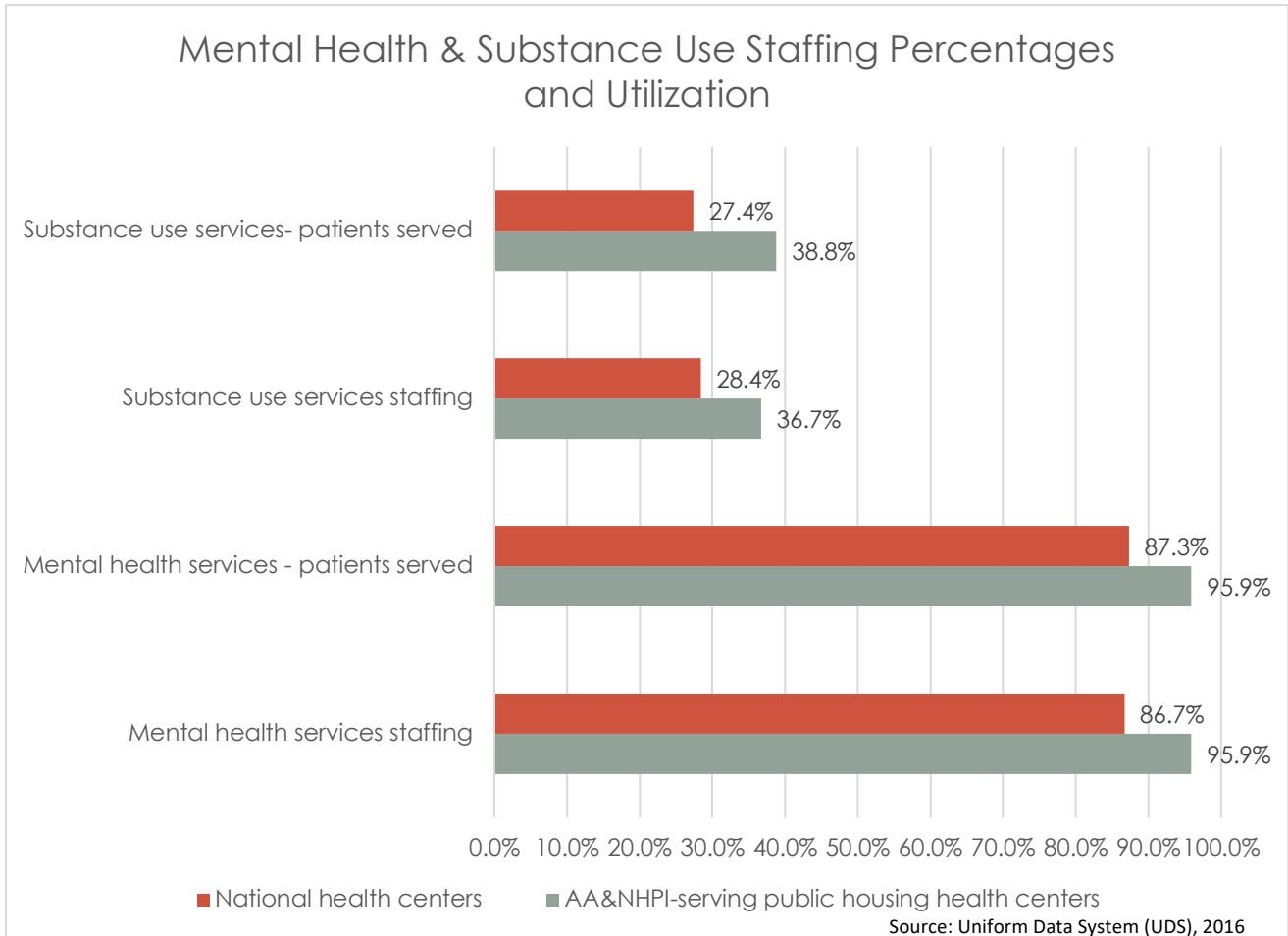
Quality outcomes for select quality of care indicators: Childhood Immunization, cervical cancer screening, colorectal cancer screening and diabetic patients with HbA1c>9 are presented in the table below.



*We did not test for statistical significance for several reasons, including that these are overlapping groups and inconsistent reporting methods between the public housing sites; some reported data from public housing designated sites, while others used data from multi-sites, some of which are not PHPC or IOA designated.

MENTAL HEALTH AND SUBSTANCE USE SERVICES

Health centers continue to be the leaders in providing critical mental health and substance use services for their underserved patients. Almost all of AA&NHPI-serving public housing health centers employ mental health services staff and over a third employ specific substance use services providers.

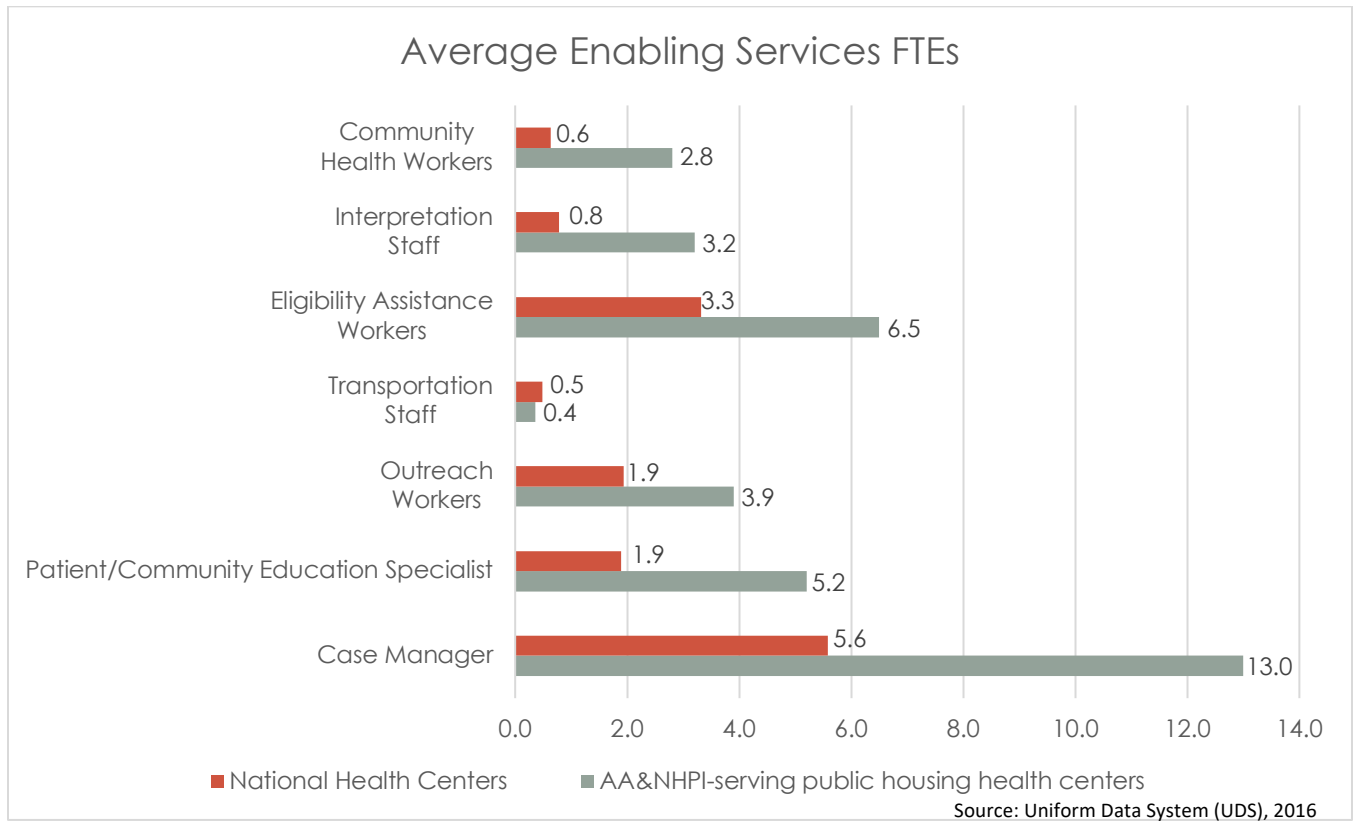


Staffing in FTEs	AA&NHPI-serving public housing health centers	National health centers
Average Mental Health FTE	15.6	6.7
Average Substance Use FTE	1.6	0.85

*A note about the staffing, as shown by staffing percentages and FTEs (full time equivalents) percentages for substance use services: They may appear artificially low since clinics can choose to report all behavioral health services under "mental health" instead of separating out mental health and substance use.

ENABLING SERVICES

Unique among other primary care providers, health centers provide enabling services to address the varied social determinants of health of their patients, including low income, lack of health insurance and language barriers, among others. Enabling services are non-clinical services that aim to increase access to health care and improve health outcomes. Examples include transportation, interpretation, case management, eligibility assistance, health education, outreach and more.



Dataset & Data Analysis

This fact sheet provides analysis of the Uniform Data System (UDS) 2016 data. The total number of health centers reporting to UDS in 2016 was 1,367. Within the total number of health centers, 105 are designated Public Housing Primary Care health centers and 237 health organizations that report administering sites located in or accessible to public housing. As defined by AAPCHO, AA&NHPI-serving public housing health centers are organizations comprised of one or more health centers that is located in or accessible to public housing AND serve 5% of more Asian Americans, Native Hawaiians and Pacific Islanders. The 5% threshold was selected because it is the total proportion Asian Americans (4.8%) plus Native Hawaiians (0.2%) and

This factsheet was developed jointly by the Association of Asian Pacific Community Health Organizations (AAPCHO) and the National Nurse-Led Care Consortium (NNCC). AAPCHO is a membership organization dedicated to promoting advocacy, collaboration and leadership to improve AA and NHPI health. NNCC is a member organization that advocates for nurse-led care and provides a wide range of services to promote equitable healthcare across the country.

For more information please contact: JEN LEE, JLEE@AAPCHO.ORG or EMILY KANE, EKANE@NNCC.US.

Disclaimer:

AAPCHO: This project was supported by the Health Resources and Services Administration (HRSA) of the U.S. Department of Health and Human Services (HHS) under cooperative agreement number U30CS09735, National Training and Technical Assistance Cooperative Agreements for \$450,000.00 with 0% of the total NCA project financed with non-federal sources. This information or content and conclusions are those of the author and should not be construed as the official position or policy of, nor should any endorsements be inferred by HRSA, HHS, or the U.S. Government.

NNCC: This project is/was supported by the Health Resources and Services Administration (HRSA) of the U.S. Department of Health and Human Services (HHS) under grant number and title for grant amount (under grant number U30CS09736, a National Training and Technical Assistance Cooperative Agreement (NCA) for \$1,350,000, and is 100% financed by this grant. This information or content and conclusions are those of the author and should not be construed as the official position or policy of, nor should any endorsements be inferred by HRSA, HHS or the U.S. Government.